

# PROFICIENT™ Audio Systems

## OWNER'S MANUAL

# Control Module

## For Third-Party Control Of 'M' Series Multi-Zone Controllers

### Introduction

This Proficient Control Module is specifically programmed to interface Proficient 'M' Series Electronics and Third-Party Control Platforms. The RS232 Data I/O connects directly to the Third-Party Control Hardware, and the Expansion Port connects to 'M' Series Electronics via CAT5 cable.

### Control Module Features

1. **RS232 DATA I/O** – DB9M terminal connects to the Third-Party Control Hardware via RS232 protocol using a DB9 cable
2. **Address Switch** – 6 Position rotary switch for setting device address

*Note: Address setting is not required for use in Third-Party Control Applications*

3. **12VDC Power Jack** – 2.1mm coaxial jack

*Note: Not used in this application, as the Control Module will derive its required power form the 'M' Series Expansion Port*

4. **Programming Switch** – Two position switch should remain in the 'OFF' position, except when necessary to update firmware

5. **IR HI/LO Switch** – Two Position switch sets the IR IN Level.

*Note: Not Used in this Application*

6. **Power LED** – Red LED illuminates when the Control Module has DC power and completes its internal initialization

7. **Control Port** – 4 - circuit, 3.5mm mini-jack connects to PC, for firmware updates

8. **Expansion Loop** – RJ45 jack parallel with Expansion Port

9. **Expansion Port** – RJ45 jack used to connect to the Expansion Port on 'M' Series Controllers

10. **IR In** – 3.5mm mini jack receives IR commands from an IR control system

*Note: Not used for Third-Party Control Applications*

11. **Activity Indicator** – Green LED will light solid when communication is established, and flashes when a command is executed

### Installation (See Diagram 2)

When all system components are installed in a central equipment rack or closet, the Control Module should be mounted in a place that provides easy access should reprogramming or service be necessary. The plastic flange extensions and mounting holes allow vertical installation on a cabinet side or equipment room wall.

The CAT-5 connection between the Control Module and 'M' Series Controller is RS485 protocol and the cable length should not exceed 50'.

The DB9 connection between the Third-Party Control Hardware and the Control Module is RS232 protocol, and the cable length should not exceed 50'.

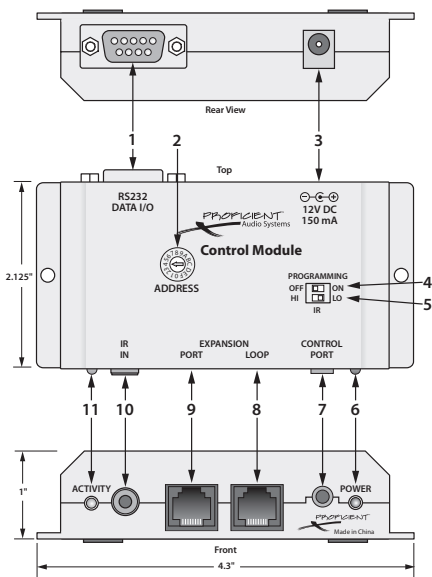


Diagram 1


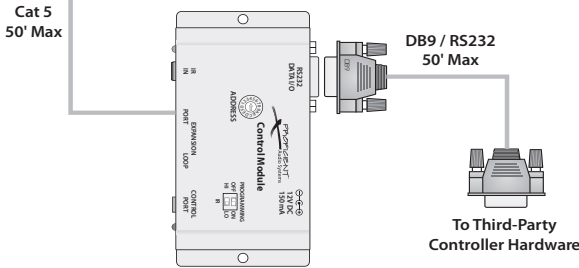


Diagram 2



## Connections

The Control Module (*See Diagrams 3 & 4*) has a DTE pinout. If the controlling device has a DCE pinout, a pass-through cable, (pin to pin), should be used. If the controlling device also has a DTE pinout, then a Null Modem Cable should be used.

The Control Module is supplied with Third-Party Control firmware. In the event of a firmware update, download the update from [proficientaudio.com](http://proficientaudio.com), and use Proficient Editor to download firmware to the Control Module.

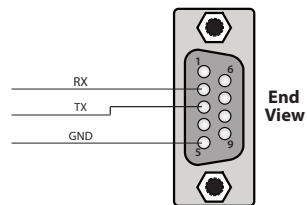
## Null-Modem connection

Signal Name	Female		
	DB-9 Pin	DB-9 Pin	
FG (Frame Ground)	–	–	FG
TD (Transmit Data)	3	2	RD
RD (Receive Data)	2	3	TD
RTS (Request To Send)	7	8	CTS
CTS (Clear To Send)	8	7	RTS
SG (Signal Ground)	5	5	SG
DSR (Data Set Ready)	6	4	DTR
CD (Carrier Detect)	1	4	DTR
DTR (Data Terminal Ready)	4	1	CD
DTR (Data Terminal Ready)	4	6	DSR

The highlighted numbers are the important ones here. Be sure it's female to female, with these 2 pairs of pins swapped on one end of the cable and pin 5 goes straight through to the other pin 5.

Diagram 3

## Control Module DB9 Pin Out



### Signal Connections

- Pin 2 - Data is received into the Control Module via this pin
- Pin 3 - Data is sent out of the Control Module via this pin
- Pin 5 - Ground
- Sleeve - Ground

Diagram 4

## Troubleshooting

In the unlikely event that the Third-Party Control Hardware is unable to communicate with the 'M' Series Controller, download Proficient's 'Third-Party Control Emulation' program from [proficientaudio.com](http://proficientaudio.com). Run the emulation application to verify that the Control Module and the 'M' Series controller are functioning properly. Use the USB to RS232 adapter included with the 'M' Series Controller for connecting a PC to the Control Module, when running the emulation.

## Specifications

---

Dimensions:	4.3" X 2.125" X 1"
Power Requirement:	12VDC; 200mA Supplied via CAT5 connection to Expansion Port

---

### Connectors:

Power:	2.1mm coaxial jack
IR In:	3.5mm mini-jack
Network:	2 x RJ45
RS232:	DB9M
Control Port:	3.5mm mini jack (4 conductor)

---

### RS232 Parameters:

Baud Rate:	300, 1200, 2400, 4800, 9600, 19200, 38400, 57600 Selectable
Data Bits:	7, 9 Selectable
Stop Bits:	1, 2 Selectable
Parity:	None, Odd, Even Selectable
Command String:	100 Characters Max.
Character Delay:	0-50 mS
Response String:	0-100 Characters
Response Timeout:	0.0 -10.0 Seconds

---

### Transmission Length

Network (RS485)(CAT5):	50' Max.
RS232 Data I/O:	50' Max.

---

## LIMITED 2-YEAR WARRANTY

Proficient Audio Systems ("Proficient") warrants to the original retail purchaser only ("you") that this product will be free from defects in materials and workmanship for a period of two years (the "Warranty Period"), subject to the limitations and exclusions set out in this Limited Warranty. This warranty is not transferable to subsequent owners of the product. If you discover a defect in material or workmanship within the Warranty Period, you can obtain warranty service by contacting Proficient during the Warranty Period at 877.888.9004 or techsupport@proficientaudio.com or by sending the product to Proficient at 940 Columbia Avenue, Riverside, CA 92507 or to the dealer from whom you purchased the product. Defective products must be shipped, prepaid and insured, together with proof of purchase. Warranty service requests made without proof of date of purchase will be denied. Freight collect shipments will be refused. It is preferable to ship this product in the original shipping container to lessen the chance of transit damage. In any case, the risk of loss or damage in transit is to be borne by the purchaser.

If, upon examination by Proficient or its authorized dealer, it is determined that the unit is in fact defective, Proficient will, at its option:

- Repair or replace the product at no additional charge; or
- If the model is no longer available and can not be repaired effectively, replace the unit with a current model of equal or greater value. In some cases where a new model is substituted, a modification to the mounting surface may be required. If mounting surface modification is required, Proficient assumes no responsibility or liability for such modification.

Proficient will bear the cost of returning the repaired or replaced product to you, freight prepaid. All replaced parts and product become the property of Proficient Audio Systems. The foregoing is your sole and exclusive remedy for breach of warranty. If the product is not found to be defective, Proficient will contact you to arrange for return of the product to you, at your expense.

### EXCLUSIONS:

- This Warranty does not include service or parts to repair damage caused by accident, disaster, misuse, abuse, negligence, inadequate packing or shipping procedures, commercial use, voltage inputs in excess of the rated maximum of the unit, or service, repair or modification of the product by unauthorized dealers. This Warranty also excludes normal cosmetic deterioration caused by environmental conditions.
- This Warranty will be void if:
  - the Serial Number on the product has been removed, tampered with or defaced.
  - the product was not purchased from an authorized dealer.

**THE FOREGOING WARRANTIES ARE EXCLUSIVE AND IN LIEU OF ALL OTHER EXPRESSED AND IMPLIED WARRANTIES. PROFICIENT EXPRESSLY DISCLAIMS ALL SUCH OTHER WARRANTIES, INCLUDING BUT NOT LIMITED TO IMPLIED WARRANTIES OF MERCHANTABILITY, FITNESS FOR A PARTICULAR PURPOSE AND NON-INFRINGEMENT.** In no event will Proficient be liable for any incidental or consequential damages arising out of the use or inability to use the product, even if Proficient has been advised of the possibility of such damages, or for any claim by any other party. Notwithstanding the above, if you qualify as a "consumer" under the Magnuson-Moss Warranty Act, then you may be entitled to any implied warranties allowed by law for the Warranty Period. Further, some states do not allow limitations on how long an implied Limited Warranty lasts or allow the exclusion or limitation of consequential damages, so such limitations may not apply to you.

### ATTENTION TO OUR VALUED CONSUMERS:

To insure that consumers obtain quality pre-sale and after-sale support and service, Proficient products are sold exclusively through authorized dealers. **Proficient products are not sold online** by Proficient or its authorized dealers, and this warranty is **VOID** if the products have been purchased from any internet reseller. To determine if your Proficient reseller is authorized, please call Proficient at 877.888.9004 or go to [proficientaudio.com](http://proficientaudio.com).



940 Columbia Avenue, Riverside, CA 92507  
877.888.9004 • Fax 951.750.6304 • [proficientaudio.com](http://proficientaudio.com)

1301-72060